

## UPS Extended Area and Delivery Surcharge



Ship Watchers

Scripting Directions and Overview Information

This document can help you install our UPS Extended Area and Delivery Surcharge script into your website checkout cart to insure that accurate shipping charges are billed to your customers, instead of being re-billed later for you to pay.

This script covers checking UPS Delivery Area Surcharges, UPS Extended Area Surcharge, HI (Hawaii) Surcharge and AK (Alaska) surcharges based on zip codes.

### **The data need to send to our servers are:**

Zip Code (zip\_code\_check), Client ID Number (client\_id\_number) and Return URL (url)

### **Send Example:**

[http://www.myshipwatcher.com/v4/scripting/ups\\_zipcode\\_monitor.asp?zip\\_code\\_check=01222&client\\_id\\_number=8888-888POK-525&url=http://www.shipwatchers.com/sample\\_return.asp](http://www.myshipwatcher.com/v4/scripting/ups_zipcode_monitor.asp?zip_code_check=01222&client_id_number=8888-888POK-525&url=http://www.shipwatchers.com/sample_return.asp)

### **The script will return a "TRUE" or "FALSE" if the zip code is identified to be within the following areas:**

Alaska Surcharge (AKREOMTEZIPCODE), Hawaii (HIREMOTEZIPCODE),  
Extended Area (US48EXTZIPCODE) and Delivery Area (US48DASZIPCODE)

### **Returned Example:**

[http://www.shipwatchers.com/sample\\_return.asp?AKREOMTEZIPCODE=FALSE&HIREMOTEZIPCODE=FALSE&US48EXTZIPCODE=FALSE&DASZIPCODE=TRUE&zip\\_code\\_check=01222](http://www.shipwatchers.com/sample_return.asp?AKREOMTEZIPCODE=FALSE&HIREMOTEZIPCODE=FALSE&US48EXTZIPCODE=FALSE&DASZIPCODE=TRUE&zip_code_check=01222)



Support: <http://support.MyShipWatcher.com>

## UPS Extended Area and Delivery Surcharge



## Ship Watchers

Scripting Directions and Overview Information

This is a service that must be turned on within our network and linked to your account. Please contact your Account Representative to have this feature turned on within your account.

If your account is not turned on within our network, you will get an error message like below if your website goes to check a zip code against our data.



Sorry, **8888-112POQ-515** not found within our system or this client does not have access to our scripting system.

Please contact your Ship Watchers Account Representative or our Support Center at:

<http://support.myshipwatcher.com>

Support: <http://support.MyShipWatcher.com>



## UPS Extended Area and Delivery Surcharge

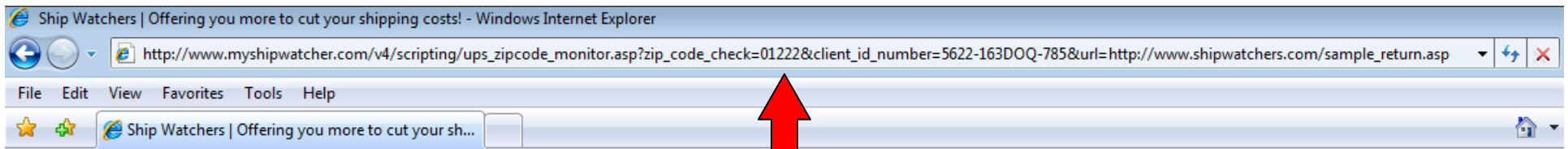


Ship Watchers

Scripting Directions and Overview Information

First to send a request to our server, please have your shopping cart send the Zip Code of the consignees address to our server along with the Client ID Number and return URL that you want the browser to return to after check has been completed.

See below for the areas these 3 fields should be labeled as and an example browser below:



“zip\_code\_check” is the Zip Code variable. You would put the zip code here that you are checking.

Support: <http://support.MyShipWatcher.com>



## UPS Extended Area and Delivery Surcharge

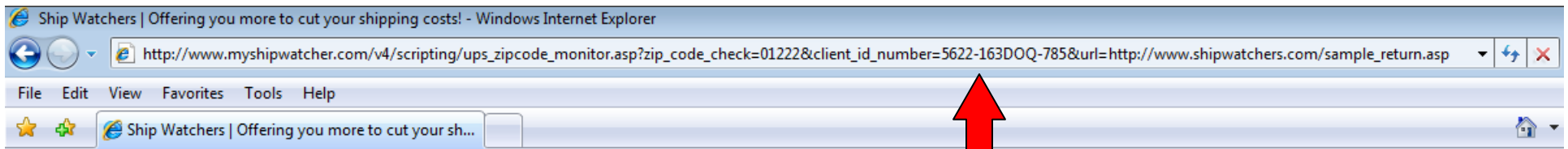


# Ship Watchers

Scripting Directions and Overview Information

First to send a request to our server, please have your shopping cart send the Zip Code of the consignees address to our server along with the Client ID Number and return URL that you want the browser to return to after check has been completed.

See below for the areas these 3 fields should be labeled as and an example browser below:



“client\_id\_number” is the Client ID Number variable. Your client ID number assigned by Ship Watchers is put here for the server.

Support: <http://support.MyShipWatcher.com>



## UPS Extended Area and Delivery Surcharge

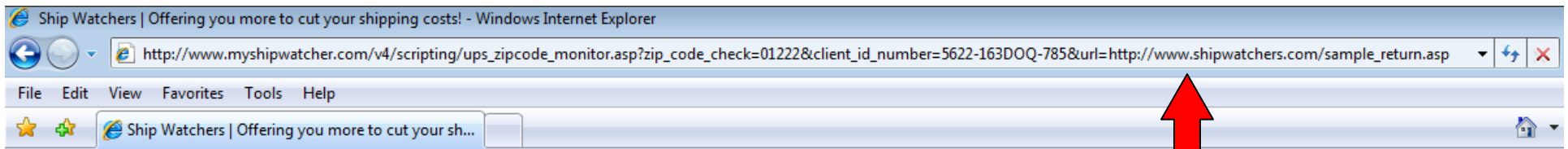


# Ship Watchers

Scripting Directions and Overview Information

First to send a request to our server, please have your shopping cart send the Zip Code of the consignees address to our server along with the Client ID Number and return URL that you want the browser to return to after check has been completed.

See below for the areas these 3 fields should be labeled as and an example browser below:



**“url” is the Return URL variable. This is the return url you would like the server to redirect you to after checking the Zip Code. Usually the return url is the Shopping Cart or another Ship Watchers Verification Script that you may use.**

Support: <http://support.MyShipWatcher.com>



## UPS Extended Area and Delivery Surcharge

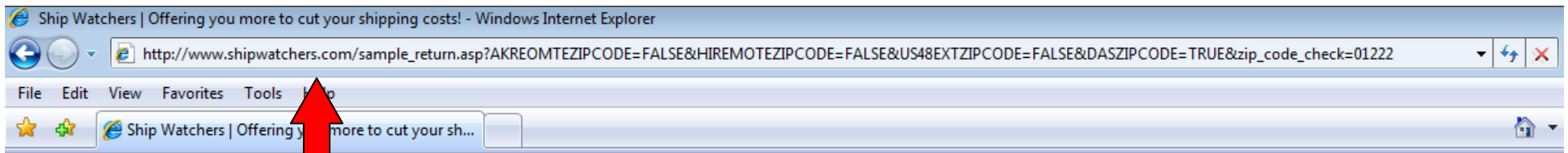


Ship Watchers

Scripting Directions and Overview Information

Once sent to our server, you will get a return for your website to process and add the appropriate charges to the shipment. These charges may vary due to contracts and pricing discounts, Ship Watchers does not set these prices.

See below for the areas these 5 fields should be labeled as and an example browser below:



The return URL will take over the browser.

Support: <http://support.MyShipWatcher.com>



## UPS Extended Area and Delivery Surcharge

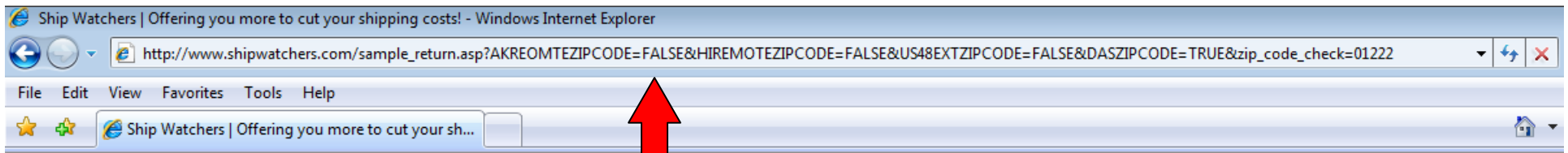


Ship Watchers

Scripting Directions and Overview Information

Once sent to our server, you will get a return for your website to process and add the appropriate charges to the shipment. These charges may vary due to contracts and pricing discounts, Ship Watchers does not set these prices.

See below for the areas these 5 fields should be labeled as and an example browser below:



“AKREOMTEZIPCODE” is either  
“TRUE” for a charge needs to be  
added for a Alaska zip code delivery  
or “FALSE” for no charge needs to  
be added to the shipment.

Support: <http://support.MyShipWatcher.com>



## UPS Extended Area and Delivery Surcharge

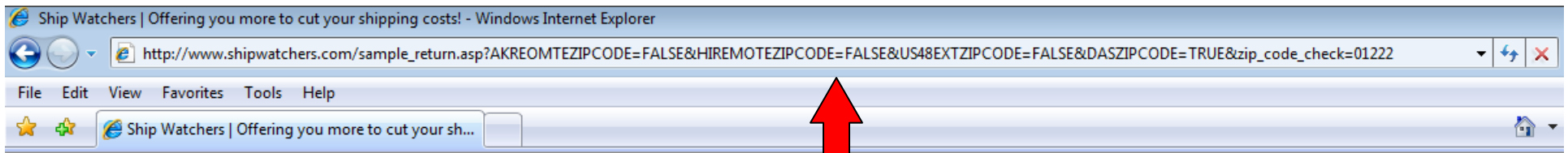


Ship Watchers

Scripting Directions and Overview Information

Once sent to our server, you will get a return for your website to process and add the appropriate charges to the shipment. These charges may vary due to contracts and pricing discounts, Ship Watchers does not set these prices.

See below for the areas these 5 fields should be labeled as and an example browser below:



“HIEMOTEZIPCODE” is either  
“TRUE” for a charge needs to be  
added for a Hawaii zip code delivery  
or “FALSE” for no charge needs to  
be added to the shipment.

Support: <http://support.MyShipWatcher.com>



## UPS Extended Area and Delivery Surcharge

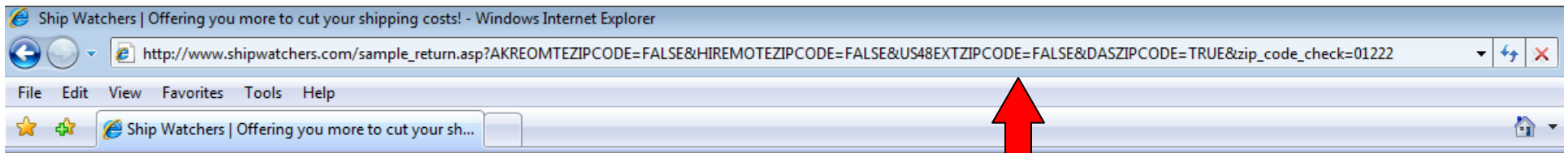


Ship Watchers

Scripting Directions and Overview Information

Once sent to our server, you will get a return for your website to process and add the appropriate charges to the shipment. These charges may vary due to contracts and pricing discounts, Ship Watchers does not set these prices.

See below for the areas these 5 fields should be labeled as and an example browser below:



**“US48EXTZIPCODE” is either “TRUE” for a charge needs to be added for a Extended Area zip code delivery or “FALSE” for no charge needs to be added to the shipment.**

Support: <http://support.MyShipWatcher.com>



## UPS Extended Area and Delivery Surcharge

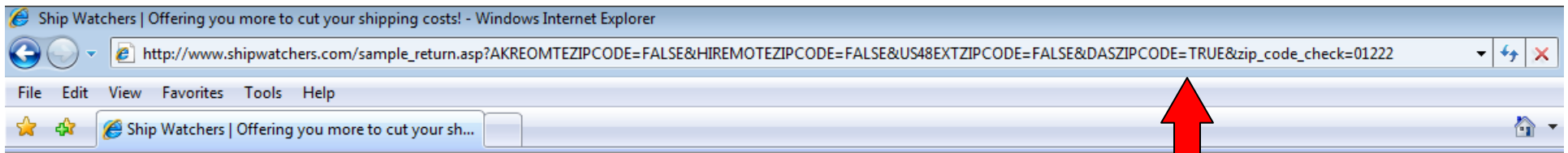


Ship Watchers

Scripting Directions and Overview Information

Once sent to our server, you will get a return for your website to process and add the appropriate charges to the shipment. These charges may vary due to contracts and pricing discounts, Ship Watchers does not set these prices.

See below for the areas these 5 fields should be labeled as and an example browser below:



“US48DASZIPCODE” is either “TRUE” for a charge needs to be added for a Delivery Area Surcharge zip code delivery or “FALSE” for no charge needs to be added to the shipment.

Support: <http://support.MyShipWatcher.com>



## UPS Extended Area and Delivery Surcharge

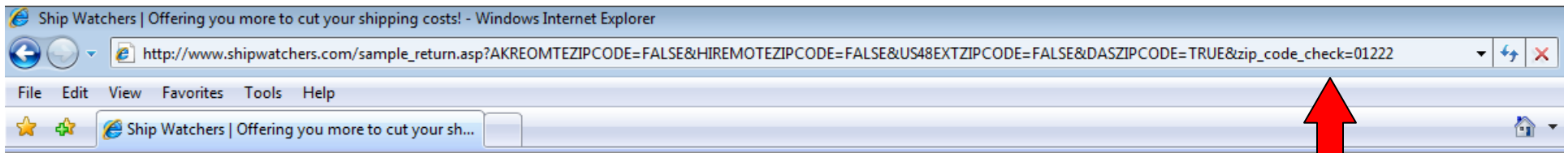


Ship Watchers

Scripting Directions and Overview Information

Once sent to our server, you will get a return for your website to process and add the appropriate charges to the shipment. These charges may vary due to contracts and pricing discounts, Ship Watchers does not set these prices.

See below for the areas these 5 fields should be labeled as and an example browser below:



“zip\_code\_check” is the Zip Code that is being checked.

Support: <http://support.MyShipWatcher.com>





## Tips:

- Be sure to put in your Client ID Number within the string for the network to verify access.
- The Zip Code being checked is important as well. Be sure you are not putting in the plus four digits to the zip code.
- The return URL should start with “http://www.” in order for the script to return to your site instead of staying within the MyShipWatcher website.

Any other questions about this script, please contact our Audit Support Center online:

<http://support.myshipwatcher.com> or [oncall@shipwatchers.com](mailto:oncall@shipwatchers.com)

