

## FedEx Extended Area and Delivery Surcharge



Ship Watchers

Scripting Directions and Overview Information

This document can help you install our FedEx Extended Area and Delivery Surcharge script into your website checkout cart to insure that accurate shipping charges are billed to your customers, instead of being re-billed later for you to pay.

This script covers checking FedEx Delivery Area Surcharges, FedEx Extended Area Surcharge, HI (Hawaii) Surcharge and AK (Alaska) surcharges based on zip codes.

### **The data need to send to our servers are:**

Zip Code (zip\_code\_check), Client ID Number (client\_id\_number) and Return URL (url)

### **Send Example:**

[http://www.myshipwatcher.com/v4/scripting/FedEx\\_zipcode\\_monitor.asp?zip\\_code\\_check=01222&client\\_id\\_number=8888-888POK-525&url=http://www.shipwatchers.com/sample\\_return\\_fedex.asp](http://www.myshipwatcher.com/v4/scripting/FedEx_zipcode_monitor.asp?zip_code_check=01222&client_id_number=8888-888POK-525&url=http://www.shipwatchers.com/sample_return_fedex.asp)

### **The script will return a “TRUE” or “FALSE” if the zip code is identified to be within the following areas:**

Alaska Surcharge (AKREOMTEZIPCODE), Hawaii (HIREMOTEZIPCODE),  
Extended Area (US48EXTZIPCODE) and Delivery Area (US48DASZIPCODE)

### **Returned Example:**

[http://www.shipwatchers.com/sample\\_return\\_fedex.asp?AKREOMTEZIPCODE=FALSE&HIREMOTEZIPCODE=FALSE&US48EXTZIPCODE=FALSE&DASZIPCODE=TRUE&zip\\_code\\_check=01222](http://www.shipwatchers.com/sample_return_fedex.asp?AKREOMTEZIPCODE=FALSE&HIREMOTEZIPCODE=FALSE&US48EXTZIPCODE=FALSE&DASZIPCODE=TRUE&zip_code_check=01222)



Support: <http://support.MyShipWatcher.com>

## FedEx Extended Area and Delivery Surcharge



## Ship Watchers

Scripting Directions and Overview Information

This is a service that must be turned on within our network and linked to your account. Please contact your Account Representative to have this feature turned on within your account.

If your account is not turned on within our network, you will get an error message like below if your website goes to check a zip code against our data.



Sorry, **8888-112POQ-515** not found within our system or this client does not have access to our scripting system.

Please contact your Ship Watchers Account Representative or our Support Center at:

<http://support.myshipwatcher.com>

Support: <http://support.MyShipWatcher.com>



# FedEx Extended Area and Delivery Surcharge

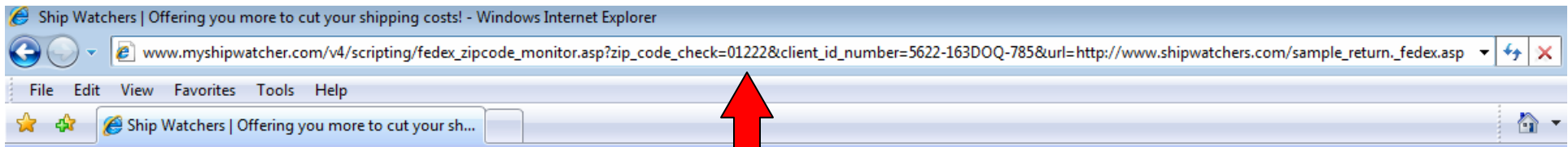


Ship Watchers

Scripting Directions and Overview Information

First to send a request to our server, please have your shopping cart send the Zip Code of the consignees address to our server along with the Client ID Number and return URL that you want the browser to return to after check has been completed.

See below for the areas these 3 fields should be labeled as and an example browser below:



“zip\_code\_check” is the Zip Code variable. You would put the zip code here that you are checking.

Support: <http://support.MyShipWatcher.com>



## FedEx Extended Area and Delivery Surcharge

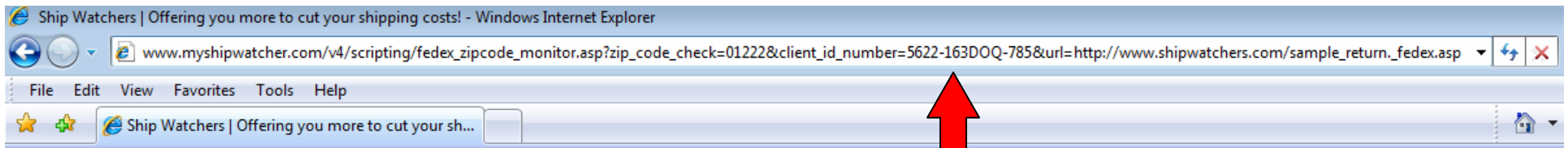


Ship Watchers

Scripting Directions and Overview Information

First to send a request to our server, please have your shopping cart send the Zip Code of the consignees address to our server along with the Client ID Number and return URL that you want the browser to return to after check has been completed.

See below for the areas these 3 fields should be labeled as and an example browser below:



“client\_id\_number” is the Client ID Number variable. Your client ID number assigned by Ship Watchers is put here for the server.

Support: <http://support.MyShipWatcher.com>



## FedEx Extended Area and Delivery Surcharge

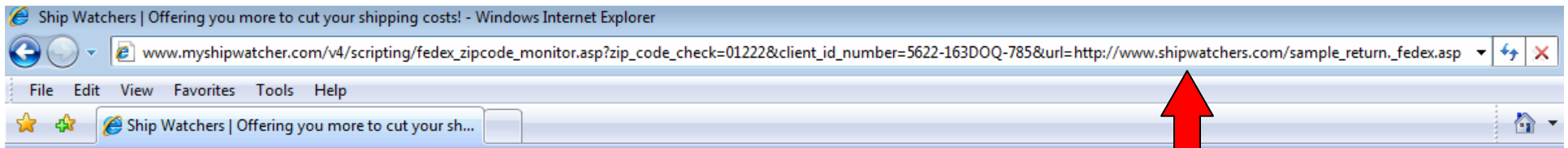


## Ship Watchers

Scripting Directions and Overview Information

First to send a request to our server, please have your shopping cart send the Zip Code of the consignees address to our server along with the Client ID Number and return URL that you want the browser to return to after check has been completed.

See below for the areas these 3 fields should be labeled as and an example browser below:



**“url” is the Return URL variable. This is the return url you would like the server to redirect you to after checking the Zip Code. Usually the return url is the Shopping Cart or another Ship Watchers Verification Script that you may use.**

Support: <http://support.MyShipWatcher.com>



# FedEx Extended Area and Delivery Surcharge



## Ship Watchers

Scripting Directions and Overview Information

Once sent to our server, you will get a return for your website to process and add the appropriate charges to the shipment. These charges may vary due to contracts and pricing discounts, Ship Watchers does not set these prices.

See below for the areas these 5 fields should be labeled as and an example browser below:

The return URL will take over the browser.

You have reached a test page for  
FedEx Extended Area and Delivery Surcharge Script

See Return Below

Surcharge Name	Return Value
FedEx Delivery Area Surcharge	TRUE
FedEx Extended Delivery Area Surcharge	FALSE
FedEx Hawaii Delivery Surcharge	FALSE
FedEx Alaska Delivery Surcharge	FALSE

Support: <http://support.MyShipWatcher.com>



# FedEx Extended Area and Delivery Surcharge



Ship Watchers

Scripting Directions and Overview Information

Once sent to our server, you will get a return for your website to process and add the appropriate charges to the shipment. These charges may vary due to contracts and pricing discounts, Ship Watchers does not set these prices.

See below for the areas these 5 fields should be labeled as and an example browser below:

UPS Extended Area and Delivery Surcharge Script - Windows Internet Explorer

http://www.shipwatchers.com/sample\_return\_fedex.asp?AKREOMTEZIPCODE=FALSE&HIEMOTEZIPCODE=FALSE&US48EXTZIPCODE=FALSE&US48DASZIPCODE=TRUE&zip\_code\_check=0122

File Edit View Favorites Tools Help

UPS Extended Area and Delivery Surcharge Script

“AKREOMTEZIPCODE” is either “TRUE” for a charge needs to be added for a Alaska zip code delivery or “FALSE” for no charge needs to be added to the shipment.

ached a test page for and Delivery Surcharge Script Return Below

	Return Value
FedEx Delivery Area Surcharge	TRUE
FedEx Extended Delivery Area Surcharge	FALSE
FedEx Hawaii Delivery Surcharge	FALSE
FedEx Alaska Delivery Surcharge	FALSE

Support: <http://support.MyShipWatcher.com>



# FedEx Extended Area and Delivery Surcharge



Ship Watchers

Scripting Directions and Overview Information

Once sent to our server, you will get a return for your website to process and add the appropriate charges to the shipment. These charges may vary due to contracts and pricing discounts, Ship Watchers does not set these prices.

See below for the areas these 5 fields should be labeled as and an example browser below:

UPS Extended Area and Delivery Surcharge Script - Windows Internet Explorer

http://www.shipwatchers.com/sample\_return\_fedex.asp?AKREOMTEZIPCODE=FALSE&HIEMOTEZIPCODE=FALSE&US48EXTZIPCODE=FALSE&US48DASZIPCODE=TRUE&zip\_code\_check=0122

File Edit View Favorites Tools Help

UPS Extended Area and Delivery Surcharge Script

“HIEMOTEZIPCODE” is either “TRUE” for a charge needs to be added for a Hawaii zip code delivery or “FALSE” for no charge needs to be added to the shipment.

	turn Value
FedEx Delivery Area Surcharge	TRUE
FedEx Extended Delivery Area Surcharge	FALSE
FedEx Hawaii Delivery Surcharge	FALSE
FedEx Alaska Delivery Surcharge	FALSE

Support: <http://support.MyShipWatcher.com>



# FedEx Extended Area and Delivery Surcharge



Ship Watchers

Scripting Directions and Overview Information

Once sent to our server, you will get a return for your website to process and add the appropriate charges to the shipment. These charges may vary due to contracts and pricing discounts, Ship Watchers does not set these prices.

See below for the areas these 5 fields should be labeled as and an example browser below:

The screenshot shows a browser window with the following URL: `http://www.shipwatchers.com/sample_return_fedex.asp?AKREOMTEZIPCODE=FALSE&HIEMOTEZIPCODE=FALSE&US48EXTZIPCODE=FALSE&US48DASZIPCODE=TRUE&zip_code_check=0122`. The page content includes a blue arrow logo and a table of surcharges.

Surcharge Na	
FedEx Delivery Area Surcharge	TRUE
FedEx Extended Delivery Area Surcharge	FALSE
FedEx Hawaii Delivery Surcharge	FALSE
FedEx Alaska Delivery Surcharge	FALSE

You  
FedEx Extens

“US48EXTZIPCODE” is either  
“TRUE” for a charge needs to be  
added for a Extended Area zip code  
delivery or “FALSE” for no charge  
needs to be added to the shipment.

Support: <http://support.MyShipWatcher.com>



# FedEx Extended Area and Delivery Surcharge



## Ship Watchers

Scripting Directions and Overview Information

Once sent to our server, you will get a return for your website to process and add the appropriate charges to the shipment. These charges may vary due to contracts and pricing discounts, Ship Watchers does not set these prices.

See below for the areas these 5 fields should be labeled as and an example browser below:

UPS Extended Area and Delivery Surcharge Script - Windows Internet Explorer

http://www.shipwatchers.com/sample\_return\_fedex.asp?AKREOMTEZIPCODE=FALSE&HIEMOTEZIPCODE=FALSE&US48EXTZIPCODE=FALSE&US48DASZIPCODE=TRUE&zip\_code\_check=0122

File Edit View Favorites Tools Help

UPS Extended Area and Delivery Surcharge Script

You have reached a  
FedEx Extended Area and De

See Return E

Surcharge Name	
FedEx Delivery Area Surcharge	
FedEx Extended Delivery Area Surcharge	FALSE
FedEx Hawaii Delivery Surcharge	FALSE
FedEx Alaska Delivery Surcharge	FALSE

“US48DASZIPCODE” is either “TRUE” for a charge needs to be added for a Delivery Area Surcharge zip code delivery or “FALSE” for no charge needs to be added to the shipment.

Support: <http://support.MyShipWatcher.com>



# FedEx Extended Area and Delivery Surcharge



## Ship Watchers

Scripting Directions and Overview Information

Once sent to our server, you will get a return for your website to process and add the appropriate charges to the shipment. These charges may vary due to contracts and pricing discounts, Ship Watchers does not set these prices.

See below for the areas these 5 fields should be labeled as and an example browser below:

UPS Extended Area and Delivery Surcharge Script - Windows Internet Explorer

http://www.shipwatchers.com/sample\_return\_fedex.asp?AKREOMTEZIPCODE=FALSE&HIEMOTEZIPCODE=FALSE&US48EXTZIPCODE=FALSE&US48DASZIPCODE=TRUE&zip\_code\_check=0122

File Edit View Favorites Tools Help

UPS Extended Area and Delivery Surcharge Script

You have reached a test page for “zip\_code\_check” is the Zip Code that is being checked.

FedEx Extended Area and Delivery Surcharge Script

See Return Below

Surcharge Name	Return Value
FedEx Delivery Area Surcharge	TRUE
FedEx Extended Delivery Area Surcharge	FALSE
FedEx Hawaii Delivery Surcharge	FALSE
FedEx Alaska Delivery Surcharge	FALSE

Support: <http://support.MyShipWatcher.com>





## Tips:

- Be sure to put in your Client ID Number within the string for the network to verify access.
- The Zip Code being checked is important as well. Be sure you are not putting in the plus four digits to the zip code.
- The return URL should start with “http://www.” in order for the script to return to your site instead of staying within the MyShipWatcher website.

Any other questions about this script, please contact our Audit Support Center online:

<http://support.myshipwatcher.com> or [oncall@shipwatchers.com](mailto:oncall@shipwatchers.com)

